

Language Development with Web-Based Tools and Project-Based Learning

FETC 2011
Dr. Rita Oates





Language Development with Web-Based Tools and Project-Based Learning


Rita Oates, PhD

roates@corp.epals.com

www.epals.com

Example profile: Students learning to speak English

Full profile

Nida Peker - Turkey - 

From: Atatürk Primary School | Posted On: June 23, 2010 | Member Since: March 24, 2008

Project Description

Hi! I am an English Language Teacher from Turkey. I work in a primary school. Our school is located in a rural area which is a kind of national park with its beautiful and untouched nature. My students want to develop their foreign language and culture knowledge with the help of you. We are open to all ideas and projects, If you want to work with us. Friendship Nida

Location

ISPARTA, TURKEY, Turkey

Number of participants

100+

Grades

Language

English


Age range

7-15

Contact

NY-Swedish class exchange

- Vestal, NY middle school language arts students
- Students in ESL in Sweden
- Write friendly letters
- Both read “The Lady and the Tiger”
- Write ending to story and share



Vestal Introduction email

From: Morgan S <morgans4@epals.com>

To: rebeccaha57@epals.com

Date: 2007-Oct-10 07:46:00

Subject: hi from vestal

Hi I'm Morgan. I am 13 years old and I have one older sister who is 16 years old. I love to play volleyball and watch my sister's feild hockey and softball games. I also love to travel for example I took my first trip on a plane to texas which is about 3,000 miles away from vestal New York. I went to texas on this trip and texas is right above Mexico. I have also been to Boston and flordia this is not including the trips i take on the weekends for my sisters softball up and down the east coast. I really like to collect lanyards. Do you play any sports?,Do you collect anything?, what is your favorite food?, please write back!

Translate from to

Vestal and Swedish students read “The Lady or the Tiger” and wrote their own endings (Swedish Version)

From: Josefine W <josefinewi@epals.com>

To: andrewstrano@epals.com

Date: 2007-May-24 04:05:12

Subject: ending of story

Hi Andrew. :)

Here is my ending of the story 'The lady or the tiger':

He chose the door that the princess showed him, the right door. He walked slowly to the door and behind the door was.. The beautiful lady! But why did the princess choose the beautiful lady? Because if the young man really loved the princess, he would marry the beautiful lady and then divorce her and marry the princess. It was worth the risk, she loved him so and she knew that the young man loved her as much. The princess waited for 6 months for the young man to come and marry her.

One day the young man came riding on a beautiful white horse to the castle, he came to the princess and bow.

He said: Beautiful princess, will you marry me?

And so they did.

The end .

Josefine

Colombian Profiles = ESOL

- [Arturo C.](#) - Colombia

From: Institucion Educativa Departamental Ricardo Gonzalez | July 07, 2009

COLOMBIA My students are between 14 and 17 years of age. We are looking for contact with e-pals around the world in order to share experiences about **English learning and customs**. My students are in ninth and eleventh grade

- [Magdalena G.](#) - Colombia

From: Colfatima | Posted On: June 23, 2009

Buenos Dias Busco contactarme con aulas de clase de grados sixth to eleventh grade para **practicar inglés**. Que mis alumnos vean la necesidad de este idioma y que sepan lo bonito que es conocer personas de otras lenguas y culturas. Dicto i...

- [Alexandra A.](#) - Colombia

From: Cundinamarca School | Posted On: June 15, 2009

I am an English teacher in Bogotá, Colombia. I teach tenth and eleven graders. So I have classes with teenagers. Our school has intended to be bilingual in some years so we need to **improve our language skills**. I would like my...

- [Manuel I.](#) - Colombia

From: Ciedi School | Posted On: June 14, 2009

Hello everybody, My name is Manuel, I work in Bogotá Colombia with 6th, 7th and 8th grades for an **IB school**, I would like to have the opportunity to have my students in contact with people from other cultures in order to share...

Most Popular Long-term Matches

#1 English as a Second Language teachers outside an English-speaking country want to pair their students with students in English countries

#2 Teachers of foreign language want to pair their students with native speakers (i.e., teacher of Spanish wants to have Spanish speakers in Mexico)

What collaborations do you have now?

- Within school?
 - Within district?
 - Within state?
 - Within U.S.?
 - Outside U.S. borders?
-
- How do you **find partners**?
 - How do you **communicate**?
 - *Any ePals users here?*



Hill City Elementary



Bringing the world to rural Kansas
through social networking

Heinle ELT partnership

- First virtual community for connecting student English Language Learners with textbook in *Heinle Community*
- *Heinle Student Projects*
- *Heinle Teachers' Lounge*
- Range of web 2.0 tools: blogs, forums, media galleries, wikis, digital lockers
- <http://heinle.epals.com>

Platform to engage students

- Users of ELL textbook can practice English with worldwide community of learners through project-based learning
- <http://heinle.epals.com>

Similar private community: International Baccalaureate <http://ibo.epals.com>



in collaboration with



Sign in name

Password

Sign in »

[I forgot my password](#)
[Visit elt.heinle.com >>](http://visit.elt.heinle.com)


HEINLE COMMUNITY
JOIN | COLLABORATE | LEARN

A virtual community for English learners to join, collaborate, and learn

[Register Now!](#)
[Don't have a code? Request to join here.](#)

What is the Heinle Community

Heinle, part of Cengage Learning, and ePals have partnered to create a safe and secure virtual community for learners around the world to collaborate and practice English. Classrooms worldwide connect within the Heinle Community to collaborate on projects of global interest.

Join, Collaborate, Learn

- Teachers and students can JOIN the community to practice English with classrooms around the world.
- COLLABORATE with the latest Web 2.0 tools, including blogs, forums, wikis, media galleries and more.
- Give students the opportunity to LEARN English in a natural and authentic setting – and to have fun!



Get Involved

Starting January 15th, 2010 Heinle is offering a free six-month pilot of the Heinle Community which provide both teachers and students FREE access to all content and resources.
[Request to join today.](#)



HEINLE
CENGAGE Learning

in collaboration with
ePals

Welcome, Mr. Li | [Help](#) | [Feedback](#) | [Sign out](#)

[My Home](#)

[Get Started!](#)

[Projects](#)

[Connect](#)

[www.ePals.com](#)

[Visit elt.heinle.com >>](#)



Heinle Student Projects

Choose a project theme



History & Culture



People & Places



Natural World



Education & Science

Choose a project



World Festivals

Students exchange information about a festival from another country. They create a photo album of their partner's festival. [Go to project >>](#)



How it works

1

choose the **project** that you want your class to do



2

find **another class** to collaborate with on the project



3

invite that class to join you in a collaboration



Project: Festivals Around the World!



Overview

Welcome to the Festivals project! In this project, students discover a festival in a foreign country. First using the Forums, students will find out about a festival in their ePals' country and will share information about a festival in their own country.

Overview

Then the project outcome will be an attractive online photo album of two festivals, which students complete with written annotations (notes) in English.

Objectives

Stages

Teachers Notes

Language

TIPS: BEFORE STARTING THE PROJECT...

Negotiate with your project partner teacher about the project, e.g., :

1. **TIMELINE:** Establish project start and end dates, including the date of the culminating activity
2. **AVAILABILITY:** When are your classes on holiday? What is the time zone difference?
3. **ORGANIZATION:** Total number of emails to be exchanged; length of time between emails; which class will initiate the emails and which class will respond?
4. **PAIRING:** clarify who will be writing to whom. There are different ways to set up the email exchange, e.g., teacher to teacher (the entire class contributes to one letter, sent by the teacher); student to student (each student gets an individual partner); student group to student group. We recommend group to group (2-4 students per group works best).
5. **ERROR CORRECTION:** who will be responsible for correcting students' work?
6. **COMMON RULES,** e.g., what will and won't you allow your students to do?

Stages Quick Links

1. [Stage 1](#)
2. [Stage 2](#)
3. [Stage 3](#)
4. [Stage 4](#)

Find a Project Partner



[Test classroom](#)



[Shawn's ESL Class - Washington](#)



[qa1201t1 user group](#)



[qa1201t2 test grp](#)



[Mr. Li's Advanced English...](#)



[Mrs. Torres' English Conversati...](#)

[View All Groups](#)

Teachers' Lounge



Welcome to the Teachers' Lounge; we're glad you're here! Teachers' Lounge is just for Heinle Community teachers. It's a great place to get to know other teachers, share ideas and build relationships. How you use Teachers' Lounge is completely up to you, but here are a few ideas:

- *Ask and respond to teachers' questions in the Forum;
- *Use the Wiki to share resources, best practices and success stories;
- *Post examples of good work to the Media Gallery;

Remember, this group is for teachers only, so you don't have to worry about students gaining access.



Create Your Own Project



Explore Favorite Teacher Projects



Share Best Practices

Recent Group Activity



Mr Li's Own Festivals Project

Description.

Posted to Teachers' Lounge (MediaGallery) by Mr. Li on Mon, Dec 7 2009

Media

Teachers' Lounge



[Home](#)

[Blog](#)

[Forums](#)

[Media](#)

[Wiki](#)

[Members](#)

[Leave Group](#)

Members



Andrew T.



Angela T.



Bethan T.



Britta T.



Delphine T.



Derek T.



Dorota T.



Doruk T.



Eileen T.

Heinle video

- See how Heinle uses LearningSpace in a global community for English language practice:

<http://epals.s3.amazonaws.com/Heinle/Heinle.htm>

Students from the Guangxi School, China



A story that
embraces shared
language and
cultural awareness.



Collaborating with Their California ePals.....



These teachers have worked together for eight years....some projects are just a few weeks or months!

San Diego-China exchange

- Candace Pauchnick, language arts teacher at Patrick Henry HS in San Diego, has partnered her students for the past seven years with an ESL classroom in China
- They email, blog, podcast, and also do Skype and videoconferencing between the two schools.

Joining Hands for World Peace.



User login

Username:

Password:

Log in

- [Create new account](#)
- [Request new password](#)

[Home](#)

[About](#)

[Blog Postings](#)

[Image Gallery](#)

[Recommended Links](#)

[Safety Tips](#)

Events

April 2006						
Sun	Mon	Tue	Wed	Thu	Fri	Sat
						1
2	3	4	5	6	7	8
9	10	11	12	13	14	15
16	17	18	19	20	21	22
23	24	25	26	27	28	29
30						

Only through learning about other cultures & traditions can we build bridges of understanding, tolerance, and acceptance of others that will promote world peace.

In the Beginning...

Submitted by [cpauchnick](#) on Thu, 2006-04-13 10:08. **Public**

The walls came down in my classroom, symbolically, in 2002, as I joined my high school sociology students to other students in the Czech Republic through the exchanging of e-mail letters. Since then, through the use of ePALS.com, I have had my students connected to Ukraine, Italy, France, Austria, Colombia, Romania, Uzbekistan, Germany, Philippines, Taiwan, Belgium, and China. I've had my students involved in live-video conferences with Ukraine, Italy then climaxed with China last spring. This blog gives us the opportunity to share summaries, examples of our work, our learning and our inspiration with the world.

> [cpauchnick's blog](#) | [login](#) or [register](#) to post comments | 6 reads



Perspectives from Candace

- Vodcast interview with **Candace Pauchnick** about ELL students in China working with her HS English students, July 2008
- “Case Study: San Diego-China Classroom Collaboration with ePals SchoolMail, SchoolBlog and More”
- Candace Pauchnick has used ePals to partner with Yaodong Chen's students in China for 8 years
- http://teachertube.com/viewVideo.php?video_id=43194&title=ePals_Conference_Candace_Pauchnick_Interview

Finding a global match

- Search by map
- Search by classroom
- Search by project

- Look at the “new schools” scrolling on the home page of ePals for the newest profiles
- OR search in Project Forums or Teacher Forums for very specific matches

Search by Map

1. Select a continent

ePals: Search With Maps

The Largest K-12 Connected Learning Community

Participants from 200 countries and territories speaking 136 Languages!

Just click on one of the regions below to see a map of that area. From there, you can click on any country to see a list of potential ePals learning partners in that country. You can also quickly search for partners in any country by using the pull-down menu underneath each map.



Choose a region:

Click here for a [text-based list of all countries](#).

2. Select a Country



Choose a country: ▾

3. Select a classroom from the profiles

Found **1,511** matches for the following criteria:

Country/Territory: Spain;

[Refine your search](#)

Displaying matches **1** through **10**.

[< previous](#) [1](#) [2](#) [3](#) [4](#) [5](#) [6](#) [7](#) [8](#) [9](#) [10](#) [\[11..20\]](#) [next >](#)

Montse N. - Spain

From: La Creu Primary School | Posted on: November 09, 2010

We are a primary school from Catalonia, Spain which is located near Barcelona. We're looking for native English speakers from other countries. Our students want to know people to be in touch with and chat via e-mail or letter to improve the...

[More](#) | [Contact](#)

rosa a. - Spain

From: IES Pablo Picasso | Posted on: November 09, 2010

We are a school in the south of Madrid, Spain. Our students are 15-16. We are interested in exchanging information about our country with students whose native language is English or at least study English as a foreign language.

[More](#) | [Contact](#)

Fiona W. - Spain

From: Garbi School | Posted on: November 09, 2010

We are a nursery, primary and secondary school all together in the same building in the outskirts of Barcelona, Spain. We are looking for e-exchanges with primary school and secondary to practice our English, and we have no problem if peopl...

[More](#) | [Contact](#)

Josefa R. - Spain

From: Ceip Francisco Fernandez Pozar School | Posted on: November 08, 2010

We would like to improve our English and to meet people from other countries. We would like to email and skype.

[More](#) | [Contact](#)

Eliminate language barriers with translation tool!

Full profile

Delia Elias - Spain - 

From: Parque Europa | Posted On: August 11, 2010 | Member Since: March 10, 2007


Project Description

Soy profesora de un aula de 6º de Educación Primaria de un colegio de Utebo, en la provincia de Zaragoza, España. Me gustaría que mis alumnos mantuviesen correspondencia con alumnos de otros países pues creo que es muy interesante y beneficioso para ellos conocer las costumbres y tradiciones de otros lugares, así como desarrollar nuevas amistades. I teach a classroom of 6th year of Primary Education Utebo a school in the province of Zaragoza, Spain. I want my students corresponded with students from other countries because I think that is very interesting and beneficial for them to know the customs and traditions of other places as well as develop new friendships.


Location	Number of participants	Grades
Utebo, Zaragoza, Spain	21-25	

Language	Age range
Spanish	10-12

[Contact](#)



Translate from to

Information about machine translation;
powered by 

English version of the Spanish profile

Full profile

Delia Elias - Spain - 

From: Parque Europa | Posted On: August 11, 2010 | Member Since: March 10, 2007

Project Description


I teach a classroom of 6th year of primary education on a school Utebo in the province of Saragossa, Spain. I would like my students maintained correspondence with students from other countries because I think that is very interesting and beneficial for them to know the customs and traditions of other places as well as develop new friendships. I teach a classroom of 6th year of Primary Education in the school Utebo a province of Zaragoza, Spain. I want my Students correspond with Students from Other countries Because I think That is very interesting and beneficial for them to know the Customs and Traditions of Other Places as well as new Develop Friendships.

Location	Number of participants	Grades
Utebo, Zaragoza, Spain	21-25	
Language	Age range	
Spanish	10-12	

[Contact](#)

[Information about machine translation;](#)

[Undo Translation](#)

powered by 

Translation to 58 languages!

- Most common languages listed first
- Less common languages listed second
- Both in alphabetical order
- This is an expansion as of late June 2009 from eight languages

Kristen Otero - Korea, South -

From: Yonpo Elementary School | Posted On: June 24,

2009

Project Description

My students are in 4th/5th grade level. Their first language is Korean. I am looking for ePals who are also ESL students in the United States. This resource will be able to introduce themselves by asking and answering questions about hobbies, favorite color, singing group, draw a picture, etc. We prefer to correspond by email and we can't wait!

I am an ESL class. I am looking for ePals who are also ESL students in the United States. I like to make use of this resource to motivate communication with foreigner students. My students will be able to introduce themselves by asking and answering questions ie. Name, hobbies, favorite color, singing group, draw a picture, weather, about learning English...etc. We prefer to correspond by email and we can't wait! We can't wait!

Location
Busan, South Korea, Korea, South

Number of participants
81-90

Language
English

Age range
8-9

Contact

- Arabic
- Chinese Simplified
- Chinese Traditional
- English
- French
- German
- Hindi
- Italian
- Japanese
- Korean
- Portuguese
- Russian
- Spanish**
- Vietnamese
-
- Afrikaans
- Albanian
- Belarusian
- Bulgarian
- Catalan
- Croatian
- Czech
- Danish
- Dutch
- Estonian
- Filipino
- Finnish
- Galician
- Greek
- Haitian Creole

Translate from

to

Translate

Information about machine translation;

Cautions...about your assumptions

- What age students are in Primary School?
- What age students are in a school called “College”? Or a “colegio”?
- When does the school year start and end?
- When are vacations or holidays?

Liz B. - Australia

From: St. Peter's Anglican Primary School | Posted On: July 31, 2008 | Member since: July 28, 2008

Project Description

My students are in year 5 in a Christian primary school on the outskirts of Sydney. Their first language is English and 27 of them are in a literacy extension class. They are learning a limited amount of German as their second language. We are looking for ePals from anywhere around the world although we will only be able to communicate in English. We would love to communicate with students in other countries to find out what school and life are like in different parts of the world. One of the topics we will study in 2008 is Family Heritage where we will be looking at where our families come from. My students would love to get some ideas from other students to complete their projects and family trees that they will be working on in this topic. We would prefer to correspond solely by email and would be able to write on average twice a month. You will meet an enthusiastic class teacher and some interesting and friendly students. They are interested in modern music, sports (especially cricket and soccer), and computers and electronic games. There are lots of keen readers amongst this group of students. We look forward to hearing from you. We will be looking for ePals from August, 2008 to stay in touch until just before Christmas.

Location

Campbelltown, NSW, Australia

Number of participants

61-70

Special Categories

Gifted

Language

English

Age range

10-12

Contact

Claire P. - France

From: Collège Jean Rostand | Posted On: July 31, 2008 | Member since: December 11, 2007

Project Description

I'd like to set up a correspondance with one of my classes from the beginning of the school year next September : I'll have a group of about 24-26 students aged between 11 and 12 (6ème). Their 1st language is French, but they learn English as a 2nd language, and this will be their frist year. Apart from the language, I intend to teach them as much as I can about the English speaking world. They should have interests in sports and music, and they'd love to learn about life in other countries. We'd be happy to communicate with New Zealanders, Australians, Americans, Canadians or others. We'd like to correspond by postal mail or email.

Location	Number of participants
Evreux, Haute Normandie, France	21-25
Language	Age range
English	11-12

Contact



- Connecting 600,000 classrooms in 200 countries & territories
- 2,500 new schools/month
- Policy managed and Teacher supervised
- Trusted pipeline to the world's classrooms
- TRUSTe certification



The screenshot shows the ePals LearningSpace website. At the top, there's a navigation bar with 'ePals LearningSpace' and 'Enhance Collaboration In Your School Upgrade to ePals LearningSpace' with a 'Look Inside' button. Below that, a secondary navigation bar includes 'ePals GlobalCommunity' and 'Where Learners Connect™'. The main content area features a 'Welcome to the World's Largest K-12 Learning Network!' message, a 'Celebrate Earth Day!' banner with 'Biodiversity: Variety of Life' and 'Take a Virtual Field Trip' options, and a 'Sign In' form. There's also a 'Today's New Classrooms' section listing various classrooms from different countries. A 'Products for Schools and Districts' section lists 'ePals LearningSpace', 'ePALS SchoolMail™', 'ePals Platform', and 'in2books'. A 'Collaborate: Choose a Project. Find a Classroom. Experience the Power of Collaborative Learning!' section offers project categories like 'The Way We Are', 'Natural Disasters', and 'Maps'. A 'Teacher Spotlight' section features a 'Featured Project: Far or Close' by Irem Ebru Gursoy. A 'Student Reporter Series' section encourages users to submit reports. A 'Become an ePals Ambassador!' section promotes a contest for teachers. The footer includes social media links for Facebook, Twitter, and RSS, and the TRUSTe KIDS PRIVACY logo.

ePals Brings Next-Generation Solutions to Schools



free -- students and their teachers locate, connect with and work collaboratively with another class



free -- secure online communication for students, parents, teachers and administrators, instant translation in 58 languages, **allows administrators to establish school-safe usage policies**. Used by New York City and many other districts.



A virtual workspace optimized for creating, sharing, managing and collaborating on educational content. Integrated web 2.0 tools: new version of SchoolBlog, wikis, forums, digital portfolios, cloud-based storage and ePals SchoolMail, all with industry-leading safety and security for K-12 schools.



ePals' grade 3-5 curriculum-based e-mentoring program

Statewide projects with ePals

- **Maine Connects:** 150K students
<http://www.epals.com/connects/usa/maine>
- **Wisconsin Connects:** 800K students
<http://www.epals.com/connects/usa/wisconsin>
- **Pennsylvania Connects:** 1.8 million students
<http://www.epals.com/connects/usa/pennsylvania>
Project supported by Holly Jobe for **Pennsylvania Classroom For the Future** (high school reform)
- **Kansas:** 400K students
 - On the state's KanEd portal
- **Colorado:** 800K students through eNet Colorado



Partnerships



**National Geographic
Microsoft**

- **One Laptop Per Child (OLPC)** (on all desktops, third world countries)
- **Intel Classmate PC** (designed for K-6 students, widely used in Portugal and other countries)

STEM eMentoring Platform (14K mentors / mentees), secondary activity funded by IBM Foundation

Ministry of Education, Kenya

LEAP, Thailand, 6,000 schools

Eduteka, Latin America, 75,000 teachers







Project Search

Home | ePals Tour | Email | **Project** | **Projects** | How To | Forums






ePals Projects for Classroom Collaboration

[Print](#)

Project Index

Topic	Title	Essential Questions		Community
<p>Global Warming</p>  <p>Photograph by PAUL NICKLEN</p>	The Planet is Heating Up!	<ol style="list-style-type: none"> 1. How do human activities cause global warming? 2. How does global warming impact the planet? 3. How can people slow the rate of global warming? 	<p>How can we help to save our planet from global warming? In this project, students learn about the effects of global warming and ways to reduce its effects on our planet. Through email exchanges, students collaborate on ways kids around the globe can make a difference.</p>	 <p>Connect with Classrooms Visit Forum Ask An ePals Teacher Give Feedback</p>
<p>Habitats</p>  <p>Photograph by MEDFORD TAYLOR</p>	Habitats and the Plants and Animals that live within.	<ol style="list-style-type: none"> 1. How do different habitats affect human, plant and animal life? 2. Why are there different types of habitats? 	<p>If a camel lived in a rainforest, would it still have a hump? In this project, students research habitats, and the animal and plant life within. Students will learn about threats to habitat life, as well as unique qualities of each habitat. Email exchanges help students identify differences between their own habitat and that of their ePals.</p>	 <p>Connect with Classrooms Visit Forum Ask An ePals Teacher Give Feedback</p>
<p>Maps</p>  <p>Photograph by TODD RIBSTEIN</p>	Why in the world do we need different types of maps?	<ol style="list-style-type: none"> 1. Why do we need different kinds of maps? 2. How do different types of maps help us understand different people and places? 	<p>Why in the world would you need more than one map of the same location? In this project, students will learn to use three different types of maps (physical, climate, political) to gather information about where their ePals live. Students will</p>	 <p>Connect with Classrooms Visit Forum Ask An ePals Teacher Give Feedback</p>

Project Search

Collaborative Projects on Topics of Global Interest													
Topic	Title	Essential Questions	Project			Community							
Global Warming  Photograph by PAUL NECKL	The Planet is Heating Up!	1. How do human activities cause global warming? 2. How does global warming impact the planet?	How can we help to save our planet from global warming? In this project, students learn about the effects of global warming and ways to reduce			 Connect with Classrooms Visit Forum							
							Email # 1	Email # 2	Email # 3	Email # 4	Email # 5	Email # 6	
							Engage, Activate Prior Knowledge and Build Context	Select Habitat for Project	Description of the Animals	Description of the Plants	What threatens the habitats students have chosen?	Other Habitats	Culminating Activity
							Learn about habitats.	1. Students introduce themselves 2. Students ask their ePals questions about themselves.	1. Students respond to ePals' comments and questions. 2. Students ask their ePals questions and make comments about their ePals' prior emails.	1. Students respond to ePals' comment and questions on their animals. 2. Students ask their ePals questions and make comments about their prior emails.	1. Students respond to ePals' comments and questions on their plants. 2. Students ask their ePals questions and make comments about their prior emails.	1. Students respond to ePals' comments and questions about endangered plants or animals. 2. Students ask their ePals questions and make comments about their prior emails.	1. Students respond to ePals' comments and questions, and thank them for collaborating.
Habitats  Photograph by MEDFORD TR	Become familiar with each habitat's location.	1. Students select habitats for the project, describe the habitats and explain why they choose to study the particular habitats.	1. Students select animals living in the chosen habitats and describe them.	1. Students select plants in the chosen habitats and describe them.	1. Students explain if the chosen animals and plants are endangered.	1. Students explain the relationships between their plants and animals and other habitats.	Students present digital presentations on their chosen habitats.						
								<div style="display: flex; justify-content: space-between;"> <div style="width: 30%;"> Maps  Photograph by TODD GIPSTEIN </div> <div style="width: 35%;"> Why in the world do we need different types of maps? </div> <div style="width: 30%;"> Email #4 What threatens the habitats students have chosen? Classroom Instruction: Day One: Students research whether their plants and animals are threatened or endangered and why. They research whether there are any threats to the food supply of either the plants or the animals. Explain the difference between "threatened" and "endangered." Model methods for determining whether plants and animals are endangered by doing the research for your plant and animal in front of the class. Give your students time to do this research with the plants and animals that they have chosen. Writing Email: Day Two: Once students have enough information about how the habitat, the animal and the plant are connected, student pairs write to their ePals. Each email should include the following information: <ul style="list-style-type: none"> Is the student pair's plant or animal endangered or threatened? Why? If the earth's temperature should change, would this threaten the chosen habitat, its animal and/or plant? Please describe. Are there any organizations working to conserve and protect the student pair's chosen habitat, animal or plant? Please describe. Students should respond to comments their ePals made and answer any questions that ePals asked in the prior email. Also, students should ask their ePals if they have noticed anything different about their environment lately. Do they know about any new threats to the habitat where they live or the animals and plants that their ePals are studying? Reading website: Kids' Planet - the Chimpanzee; Defenders of Wildlife - the Grizzly Bear; Food and Agriculture Organization - State of the World's Forests. </div> </div>					
Natural Disasters  Photograph by PHILIP VESILIND	A Worldwid at Natural Disasters.	Time: Two 30-45 minute blocks on consecutive days					natural disasters common in their ePals' location.						

We'd like you to meet our ePals from Brazil

Mrs. Russell's First Grade
Glenwood Elementary
Vestal, NY



Hello From Sao Paolo, Brazil



School: **EMEIF "Terezinha do Menino Jesus Porto Wuó"**

Town: **Santa Branca**

State: **Sao Paolo**

Country: **Brazil**



This is our school.

Our square is being rebuilt. See how our town is a hilly place!



Collaboration across the Digital Divide: New York Students and their ePals in Botswana



A story of global connections that transcend socio-economic status, culture and place.

Reflections

The walls came down in my classroom, symbolically, in 2002, as I joined my high school sociology students to other students in the Czech Republic through the exchanging of e-mail letters. Since then, through the use of ePALS.com, I have had my students connected to Ukraine, Italy, France, Austria, Colombia, Romania, Uzbekistan, Germany, Philippines, Taiwan, Belgium, and China.

~ Candace Pauchnick

ePals teacher in California

Email Improves Reading and Writing Test Scores

State standardized test scores from a Newark Public Schools 4th grade class show significant reading and writing improvement through twice weekly use of email letter writing with fellow classmates and a peer classroom in Italy.

http://www.epalscorp.com/about/news/press_feb08_06.html

Academic language?

- How important is spelling and punctuation?
- What if the spelling is different in British English?
- What if the pronunciation is different?
- Podcasts and videos can be great fun to share!

Use Videos to Introduce Your School

- Students in Mrs. Rogers' First Grade class at R. A. Mitchell Elementary School in Gadsden, Alabama, made this school tour movie to show their building and teachers to their ePals in New Zealand.

<http://www.schooltube.com/video/2961/RA-Mitchell-School-Tour>

Videos to Introduce Pen Pals to Each Other

- Peck School in NJ is paired with: **Island School, Hawaii, PK-12**
- [http://www.teachertube.com/viewVideo.php?video_id=94813&title=iSchool Aloha](http://www.teachertube.com/viewVideo.php?video_id=94813&title=iSchool+Aloha)
- Note this has teacher voiceover, not students. Introduces gr. 3 class. Individual students introduce themselves starting about 1:21.
- First a group shot and then each child on video with name and some other info

More Examples of Collaboration Developing Language Skills



Louisiana and United Kingdom

The students had so much fun reading emails from their new friends. They learned many ways they were alike as well as different.

The student groups wrote about different aspects of their schools and videoed themselves to create a "documentary" about their school and community. We then exchanged "culture parcels" with the other class.

Partner class

- Plymouth, Devon, United Kingdom



Pomphlett Primary School
"Every Child Is a Jewel – Our job is to make them sparkle!"

Welcome!

Welcome to the Pomphlett Primary School Web Site! We hope you enjoy your visit, and look forward to your comments.

Latest News

- Our Harvest Festival** 15 October 2008
- Book Fair** 09 October 2008
- PAAC Cross Country Champs!!!** 07 October 2008
- Sponsored Super Schools Success** 28 September 2008

Home
Our School
Parents
Children
School Community
Wonderful Words
Teachers
Guestbook
Vacancies

33097 Hits

Class Pages **Kids' Zone** **Tour**

Project Overview







- Friendly letters with email
- Compared cultures
- Completed “documentary”

First...Practice!

- On paper
- With each other



My Mail Monitored Mail Help

 My Inbox  Compose  Folders  Addresses  Signature  Spam Control







Close Delete Approve Previous | Next

 [Printable Version]

From: Caleb M <class3er47@epals.com>
To: logan loganso@epals.com
Date: 2008-Mar-26 05:01:09
Subject: hi

Hi I am caleb I have one brother and sister.I am 8 years old.My faverate coulor is red.I have a playstaition 2,my faverate game is starwars battle front2.My faverate sport is soccer.
bye

My Mail Monitored Mail Help

 My Inbox  Compose  Folders  Addresses  Signature  Spam Control

Close Delete Approve Previous | Next

 [Printable Version]

From: Logan S <loganso@epals.com>

To: Caleb M class3er47@epals.com

Date: 2008-Apr-30 21:26:23

Subject: Re: hi

Dear Caleb

I have a PS2. My favorite games are WWE, and Dragon Ball Z. In Louisiana,U.S.A., it rains and its sunny alot of the time. I play soccer, baseball and basketball here. I am in the second grade and will soon be in the third grade. I also have a little sister that is going to be 4 in June and will soon go to my school in Pre-K next year.

Write me back soon
Logan

Friendly Letters

From: Christa H <christah@epals.com>

To: Jo G class3er39@epals.com

Date: 2008-Mar-31 10:36:54

Subject: Re: hi

Dear Jo,

My favorite color is baby blue and pink.

Gymnastics is cool, I like basketball.
Do you like any more sports? Do you know how to dribble a basketball?

I have a rabbit it looks like a lion.
Do you have a pet? I have a dog too.

Your friend,
Christa

----- Original Message -----
Date: Wed, 26 Mar 2008 11:26:49 -0500
From: "Jo G" <class3er39@epals.com>
To: "christah" <christah@epals.com>
Subject: hi

>hi it's jo
>
>what is your favortie coluer? mine is blue im just about to go to m y gymnastics class on a wednesday
>
>from jo
>
>



Loudoun County (VA)

Public Schools

- Students study communities in grade 3.
- Contact classrooms from elsewhere in Virginia (urban/rural/suburban) and exchange information about their communities.
- Children grasp the idea of “rural,” “urban,” to compare to their own “suburban” as they communicate with peers from these areas.
- Next the class has a collaboration with a classroom in an area like theirs but in another country!
- Teachers use videoconferences with classrooms.
- Students use presentations and Google Earth to showcase their communities.

How do you get a profile?


- You fill out some basic contact info
- You write your profile
- We have real people who read and approve them...or ask for revisions!

Teachers can't contact other classrooms without having a profile submitted and approved.

ePals Global Community Classroom Match – Create Your Classroom Profile

SchoolM@il™ | [My Home](#) | [My Email](#) | [My Forums](#) | [Manage Forums](#) | [Instant Translation](#) | [My Files](#) | [Chat](#) | [Support](#)


Welcome, Janice MacKay [Use Classic SchoolMail](#)



Westwood School

School News Update
A PEP RALLY will be held this coming Thursday to cheer on the Highlanders!
Location: West Gymnasium
Time: 11:30 am

Volunteers Needed
The Westwood Community Center is seeking student volunteers to help with after-school activities. Interested students are asked to contact Mr. Jones at the Guidance Office for further information.



Teachers! Show Your Students the World!
Test your skills at Geography Central
[Quizzes](#) • [Forums](#) • [Videos](#) • [Interactives](#) • [Resources](#)



Mail	My Profile	New ePals Classrooms
My Mail		
✉ You have 82 new messages		
Monitored Mail		
📧 There are 4 flagged student messages Request more accounts		

Authentic global collaborations

Suggested Projects and Forums

The Way We Are

What makes me who I am? In this project, students will engage in a collaborative learning experience. Through email exchanges, students learn about the daily



[Project](#) [Visit](#)



The following information is used to create your ePals Global Community profile. By owning an approved ePals profile, you will be able to actively interact and connect with other ePals learners. Your profile should contain keywords that will help other ePals members find you. Be specific and include lots of details!

Update your profile often to keep your information current.

Profile name:
i.e. Westwood School, The Smith Family, or Main St. After School Club

Street address:

City/Town:

State/Province:

Zip/Postal Code:

Phone Number:

Language(s) Spoken:
French
Portuguese
Spanish
German

Age range: -
Select the age range for your participants

Total number of participants:
Approximate total number

Number of classrooms/groups:

Special Categories: Special Education Gifted
 Hospital-based Homeschool

Make my profile accessible to users within:

Profile Description:

Please write a brief profile description including any information that you think might help potential ePals partners find your profile. Describe the types of correspondence and collaboration you are seeking, including the age, language and location of the ideal partner. Include any relevant keywords that someone might use in a search.

Profile Description:

Please write a brief profile description including any information that you think might help potential ePals partners find your profile. Describe the types of correspondence and collaboration you are seeking, including the age, language and location of the ideal partner. Include any relevant keywords that someone might use in a search.

Enter your profile description here:

Minimum description length: 10 words. We recommend that you update your profile whenever your objectives change, to keep the information current.

Close sample description

✓ States grade level of students

✓ Gives specific information about desired ePals

✓ Provides desired language used in communication

My students are in a split 4/5 grade level. Their first language is English, but they are learning French as their 2nd language. This year, we are going to study Europe and are looking for ePals anywhere in Europe. We would like to know what it is like living in other countries. What is similar what is different? They would like to collaborate with classes interested in working with a partner classroom on a collaborative project about the environment and global awareness. We prefer to correspond by email and to write at least once a month. You will meet an enthusiastic class and teacher. We look forward to hearing from you!

✓ Provides the desired frequency of communication

✓ Gives desired topics, projects or ideas the students will be discussing

Continue >>

Cancel

A Successful Profile Includes:

1. Age-range of class
2. Language(s) the students speak
3. Location of the classroom
4. Location of desired partner

A Successful Profile

Includes:

5. Collaboration tools (email, postal mail, blogs, video conferences)
6. Length of desired collaboration (3 weeks in October)
7. Frequency of desired collaboration (weekly, monthly, at holidays)
8. Topic of desired collaboration (You can update this when you have a new project in mind!)

Goals

- What is ePals?
- Stories of collaboration and communication practice
- Finding a global partner
- **How to use digital communication tools**
- **What are my first steps?**
- **More resources**

Other ePals features (also free)

- Forums
 - We mediate the Student Forums, so your students can collaborate with other students without you having to read weekend postings.
 - Project Forums make it easier to find matches for our projects
 - Teacher Forums for topics you generate
 - Parent Forums to help parents get info from other parents

Forums for Language Arts Teachers and Student

- Book Club highly popular
- **The Way We Are** student forums with questions



ePals Book Club

Forums » ePals Projects Forums » ePals Book Club
Become a BookPal™!


in ePals Book Club
 Become...

ePals Book Club Become a BookPal™!

ePals' In2Books program takes Book Clubs to the next level. With the help of volunteer ementors, and rich content, this research-based program builds students' reading, writing and critical thinking skills.

Join 100s of ePals classrooms that are In2Books! [Learn More](#) and [Apply Today](#).

 [Write a New Post](#)

Topics	Replies
 Warriors Latest post by Morgan B , 02-02-2011 6:59 PM	2
 My Sister the Vampire Latest post by necla a , 02-02-2011 7:09 AM	1
 The Pinballs Latest post by Jessica W , 02-02-2011 3:05 AM	5
 A Kiss in Time Latest post by Sharon M , 02-01-2011 7:14 PM	0
 Who is your favourite author? Latest post by Noah R , 02-01-2011 6:21 PM	47 1 , 2 , 3 , 4
 Comic books	46

Forums

- [Teacher Forums](#)
- [Student Forums](#)
- [Family Forums](#)
- [Project Forums](#)
- [Focus Area Forums](#)

Advertisement



The Natural World 
Smithsonian Institution

Connect, share and collaborate.
Explore student activities.

[Learn More](#)

Smithsonian on **ePals**

Most Active Forums

Unique Features of SchoolMail

- 1. Language Translation: ePals**
SchoolMail is the first email with built-in Language Translation, starting 2000.
- 2. Safe and Secure:** Options for monitoring student work (SchoolMail was made for school use with qualities that teachers asked for!) TRUSTe certification
- 3. World's Largest Online K12 Learning Community:** Use ePals SchoolMail to communicate with students, parents, peer educators, and members of the global community.

SchoolMail names

- Student: LindaS@ocps.epals.com
- Teacher: LSanchez@ocps.epals.com
 - No extra charge for custom subdomain as ocps.epals.com
- Use existing names or we create them
- Roles and responsibilities assigned
- Batch upload from SIS (49K students in 2+ hours)

First Email with Built-in Language Translation

Webmail

The screenshot displays a webmail interface for composing an email. At the top, there are tabs for 'My Mail' and 'Monitored Mail', and a 'Help' link. Below these are icons for 'My Inbox', 'Compose', 'Folders', 'Addresses', 'Signature', 'Spam Control', and 'Auto-Reply'. The main area contains fields for 'To:', 'Cc:', and 'Bcc:', each with a '<<' button. A 'Select Nickname' dropdown menu is open, showing options: 'christy', 'Dennis', 'DennisLeahy', 'Ibramall', and 'Sheila'. There is a checkbox for 'Add recipient(s) to my Address Book' and a 'Subject:' field containing 'Homework Assignment'. A 'Signature:' dropdown is set to 'Default'. A row of buttons includes 'Attachments', 'Save Draft', 'Spell Check', 'Cancel', 'Send', and 'Send Later'. A checked checkbox reads 'Copy outgoing messages to my Sent Items folder'. The email body contains the text: 'Dear students, Attached please find your homework assignment that is due this Friday. If you do not understand the assignment, please come and talk to me during the lunch break. Your teacher, Mrs. MacKay'. At the bottom, there is a 'Translate from' dropdown set to 'English', a 'to' dropdown set to 'Spanish', and a 'Translate' button.

My Mail | Monitored Mail | [Help](#)

[My Inbox](#) | [Compose](#) | [Folders](#) | [Addresses](#) | [Signature](#) | [Spam Control](#) | [Auto-Reply](#)

To: <marys1@epals.com>, <christymacd@epals.com>, << Select Nickname
christy
Dennis
DennisLeahy
Ibramall
Sheila

Cc: <<

Bcc: <<

Add recipient(s) to my Address Book

Subject: Homework Assignment

Signature: Default

[Attachments](#) | [Save Draft](#) | [Spell Check](#) | [Cancel](#) | [Send](#) | [Send Later](#)








Copy outgoing messages to my Sent Items folder

Dear students,
Attached please find your homework assignment that is due this Friday.
If you do not understand the assignment, please come and talk to me during the lunch break.
Your teacher,
Mrs. MacKay

Translate from **English** to **Spanish** [Translate](#)

Webmail

My Mail Monitored Mail [Help](#)

 My Inbox  Compose  Folders  Addresses  Signature  Spam Control  Auto-Reply

To: <marys1@epals.com>, <christymacd@epals.com> << **Select Nickname**
christy
Dennis
DennisLeahy
Ibramall
Sheila

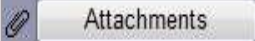


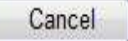
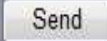

Cc: <<

Bcc: <<

Add recipient(s) to my Address Book

Subject: Homework Assignment

Signature: Default

 Attachments  Save Draft  Spell Check  Cancel  Send  Send Later

Copy outgoing messages to my Sent Items folder

Dear students,

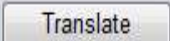
Attached please find your homework assignment that is due this Friday.

If you do not understand the assignment, please come and talk to me during the lunch break.

Your teacher,








Mrs. MacKay


Spanish
French
German
Italian
Portuguese
Japanese
Korean
Chinese

Translate from English to Spanish 

Webmail

My Mail Monitored Mail Help

 [My Inbox](#)  [Compose](#)  [Folders](#)  [Addresses](#)  [Signature](#)  [Spam Control](#)  [Auto-Reply](#)

To: <marys1@epals.com>, <christymacd@epals.com>, << 

Cc: <<

Bcc: <<

Add recipient(s) to my Address Book

Subject: Asignación de tarea

Signature: Default

Attachments Save Draft Spell Check Cancel Send Send Later

Copy outgoing messages to my Sent Items folder

Estimados estudiantes,

Por favor atado el hallazgo su asignación de tarea que es debido este viernes.

Si usted no entiende la asignación, por favor viene y habla conmigo durante el descanso del almuerzo.

Su maestro,

Señora MacKay

Undo translation

Attachments Save Draft Spell Check Cancel Send Send Later

Safe and Protected Student Email:

- **Safely** integrate student email in appropriate, educational ways.
- Ask students to use academic language, spelling, punctuation – and practice skills valuable in the business world.
- **Preview** students' incoming and outgoing email messages.
- Use email messages for alternative assessment.
- Ensure that messages are **appropriate** to age, setting and context.

Filter Levels

- Level 1** All messages must be approved by the monitor, whether they contain profanity or not.
- Level 2** Messages containing profanity must be approved by the monitor, but unflagged messages will reach their recipients automatically. **The monitor will also receive a copy of every unflagged message.**
- Level 3** Messages containing profanity must be approved by the monitor, but unflagged messages will reach their recipients automatically. The monitor will not see unflagged messages.
- Level 4** All profanity filters are off.



School News Update

A PEP RALLY will be held this coming Thursday to cheer on the Highlanders!

Location: West Gymnasium

Time: 11:30 am

Volunteers Needed

The Westwood Community Center is seeking student volunteers to help with after-school activities. Interested students are asked to contact Mr. Jones at the Guidance Office for further information.

Teachers! Show Your Students the World!

Test your skills at [Geography Central](#)

[Quizzes](#) • [Forums](#) • [Videos](#) • [Interactives](#) • [Resources](#)

Mail	My Profile	New ePals Classrooms
-------------	----------------------------	--------------------------------------

My Mail

You have 82 new messages

Monitored Mail

There are 4 flagged student messages

[Request more accounts](#)

Authentic global collaborations

Suggested Projects and Forums

The Way We Are

What makes me who I am? In this project, students will engage in a collaborative learning experience. Through email exchanges, students learn about the daily



Project Info

Visit Forum

Note: Click “flagged student messages.”



GEOGRAPHY CENTRAL

Are you an Earth Expert?

Learn the facts and join discussions at Geography Central

Maps • Interactives • Forums • Quizzes • Global View

Explore Now

[My Email](#) | [My Profile](#) | [Log Out](#)

[Home](#)

[ePals Tour](#)

[Email](#)

[Connect](#)

[Projects](#)

[How To](#)

[Forums](#)

SchoolM@il™

[My Home](#)

[My Email](#)

[My Forums](#)

[Manage Forums](#)

[Instant Translation](#)

[My Files](#)

[Chat](#)

[Support](#)

My Mail

Monitored Mail

Help



Incoming



Outgoing



Processed Mail



Accounts

	To	From	Date ▼	Subject	Flag
<input type="checkbox"/>	christymacd@epals.com	teacherdemo@epals.com	Jun 09	SchoolMail Teacher Guide	
<input type="checkbox"/>	christymacd@epals.com	MAILER-DAEMON@epals.com ...	May 07	Undelivered Mail Returned to Sender	
<input type="checkbox"/>	christymacd@epals.com	Patrick L	May 25	Sample message	

Select All



Delete



Approve



This is spam



Check Student Mail



Select action...





Select folder...



Go








Monitored Email


My Mail **Monitored Mail** [Help](#)

 Incoming  Outgoing  Processed Mail  Accounts

	To	From	Date ▼	Subject	Flag
<input type="checkbox"/>	christymacd@epals.com	teacherdemo@epals.com	Jun 09	SchoolMail Teacher Guide	OK
<input type="checkbox"/>	christymacd@epals.com	MAILER-DAEMON@epals.com ...	May 07	Undelivered Mail Returned to Sender	
<input type="checkbox"/>	christymacd@epals.com	Patrick Lajeunesse <plajeunesse@epalscorp.com>	Feb 14	Vacation plans	OK
<input type="checkbox"/>	christymacd@epals.com	Patrick L	May 25	Sample message	







Select All  Delete  Approve  This is spam  Check Student Mail






 Select action... ▼ Select folder... ▼ Go




Webmail

My Mail | Monitored Mail [Help](#)

 [My Inbox](#)  [Compose](#)  [Folders](#)  [Addresses](#)  [Signature](#)  [Spam Control](#)  [Auto-Reply](#)

[Close](#)  [Delete](#)  [Approve](#)  [Reply](#)  [Forward](#)  [This is spam](#) [Previous](#)

 [Printable Version](#) Translate from to [Translate](#)

From: Patrick L <patlaj@epals.com>
To: christymacd@epals.com
Date: 2005-May-25 13:59:16
Subject: Sample message

Hi, I misspelled the Hoover **Damn**.

Six Access Levels

(when set up as a district account)

- Class/Monitor Students are limited to mailing other students who have the same monitor. Choose this access level if you want students to use email only for internal exercises within the classroom.
- School Students are limited to mailing students and teachers in the same school. Choose this access level if you want students to use email only for school-based projects and communication.
- District This option, available only if your ePALS SchoolMail™ system includes multiple schools, limits students to mailing students and teachers at schools created within your system. Choose this access level if you want students to use email only for district- and school-based projects and communication.

and.....

Six Access Levels (widening the walls)

ePALS SchoolMail™

This restricts student communication to other students with an ePals SchoolMail account regardless of school / district.

ePals

Allows students to communicate with other students with active accounts in the ePals Global Community.

Internet

This option allows your students to email anyone with an email address, whether they are inside your district, part of ePALS or using the Internet through other means. Choose this access level to allow students to email anyone, anywhere.

Note: as a teacher, you might then go to Filter Level 1 and preview all outgoing and incoming messages.

Project-based learning

- ePals projects
 - All free
 - Some created with National Geographic
 - Some created by teachers
 - Project forums for students and teachers to discuss projects across multiple places

www.ePals.com/Projects



[Home](#)[Projects](#)[Collaborate](#)[Teachers](#)[Students](#)[Families](#)[About ePals](#)

ePals Projects for Classroom Collaboration

Welcome to the ePals Projects Page! We hope you find a project that interests you. The topics are standards-based and of global interest. Each project is designed to be used as is or customized to your classroom's needs. An easy way to find a classroom with which to partner is to check the "Connect with Classrooms" forum on the project index page for posts by interested classrooms. Alternatively, search the "Connect with Another Classroom" search box on ePals' home page. Also search the "Ongoing Projects" and "ePals Wanted" forums. Once finding a classroom with which to do the Project, we recommend that the two teachers clarify some logistical issues before you start. [More...](#)

[Print](#)

ePals Projects

Project	Topic	Essential Questions	Overview	Community
<p>Holidays and Festivals Around the World</p> 	People and Culture	<ol style="list-style-type: none">1. Why do people celebrate?2. What special traditions and rituals surround holidays and festivals?3. What holidays and festivals are important parts of your culture?4. What holidays and festivals are important in other cultures?5. What do celebrations around the world have in common?6. What is a symbol? How are symbols used in celebrations and holidays?	How are special days celebrated throughout the world? Every culture has its own special traditions and reasons for celebrating and in this project, students will learn how holidays and festivals are celebrated all over the globe. Students will explore celebrations, traditions and symbols related to a holiday or festival from their home country and then investigate those from another part of the world. In a culminating activity, students will share their information and create a symbolic	 <p>Connect with Classrooms</p> <p>Student Forums</p> <p>Feedback for ePals</p>

Goals

- What is ePals?
- Stories of collaboration and communication practice
- Finding a global partner
- How to use digital communication tools
- **What are my first steps?**
- **More resources**

District Steps to Start ePals

Step 1: Decide whether you want a subdomain: @ocps.epals.com

Step 2: Provide list of schools and teachers in the schools

Step 3: Provide names of tech administrator for district and each school

Step 4: Provide student names (to create student email names)

Step 5: Schedule webinar for teachers

Step 6: Encourage teachers to write profiles

Teacher Steps to Get Started

- Attend webinar to learn the basics (30-45 min.)
 - <http://epals.101.sgizmo.com>
- Write your own profile
- Wait for profile approval (24-48 hours)
- Pick a project to get started
- *The Way We Are* is popular, and kids “love to continue it”
- Reach out to other classrooms through Classroom Match
- After your first project, you might plan your own collaboration

Web 2.0 = contributing your work
for a wider audience

- **“There’s a radical—and wonderful—
new idea here... that all children could
and should be inventors of their own
theories, critics of other people’s ideas,
analyzers of evidence, and makers of
their own personal marks on the
world.”**
- Deborah Meier, educator

Browse Media

Teacher Media Galleries
Student Media Galleries
Presidential Minute: Grades K - 5
Spotlight on Senegal
Team Earth Students Speak Submissions
ePals Student Work
Storytelling Media Gallery
Black History: Grades K-5
Art of North Shore Middle School, Hartland WI
Biodiversity Student Projects
Black History: Grades 6-8
Presidential Minute: Grades 6-8
K-5 Students on Climate Change
Featured Photos
Field Trip Videos
Students on Climate Change: Grades 6-8
My Minute To The World
Presidential Minute: Grades 9-12
Black History: Grades 9-12
Students on Climate Change: Grades 9-12
Black History Month 2010
Student Reporter
New Zealand-Idaho Video Collaboration

ePals SchoolMail
Black History

Student Media Galleries

Sort by: [Name](#) | [Most Recent](#) | [Most Downloads](#) | [Most Popular](#) | [Most Comments](#)



Heterogeneidades...

posted by sandra b

02-03-2011



Ukraine: The Way...

posted by Marianne P

02-01-2011



Shortcut to Success...

posted by ePals M

02-01-2011



Grade 2 Winter Poems

posted by Kirsi T

02-01-2011



Helsinki in the...

posted by Kirsi T

02-01-2011



Pueblos

posted by ePals M

01-31-2011



Where can YOUR students post their work?

- Student Media Gallery gets 27 million unique views a month
- We moderate, so there are no “wardrobe malfunctions” or inappropriate language
- Your students can view work from anywhere they can get on the web...without a username or password

Or come up with your own Project idea!

- **Search** the ePals Global Community and explore the classroom profiles created by our members
- Look at the Teacher Forums to get ideas of immediate projects seeking partners.
- Look at the classroom profiles. You can search on keywords and country if that is important to you!
- Talk to other teachers in your school or area to get ideas too!

Create a Plan

- Create a Project Outline
- Look at state standards
- Introductory Lessons
- Email within your OWN classroom
- Go global with ePals
- Check profiles in Classroom Match
- Check Project Forums and Teacher Forums for immediate matches

Goals

- What is ePals?
- Stories of collaboration and communication practice
- Finding a global partner
- How to use digital communication tools
- What are my first steps?
- **More resources**

**New Product
released 2/2/11**

ePals™ SchoolMail®  365

ePals SchoolMail³⁶⁵

ePals SchoolMail³⁶⁵ is where learners communicate. It is the only communication solution delivering enterprise-grade email specifically designed for K-12 use, with SchoolSafe™ technology and embedded student learning support. SchoolMail³⁶⁵ enables schools and districts to efficiently deploy next generation communications that connect students, teachers, parents and school leaders for 21st century learning and home-to-school connections. Robust policies govern all email communications and links to third-party learning applications. As a cloud-based solution, the district does not need to deploy or maintain software or hardware, saving substantial resources each year.

- ✓ Used district-wide by many leading schools and districts, including the New York City Department of Education
- ✓ Automates compliance with COPPA, CIPA and FERPA
- ✓ 100% eligible for E-Rate discounts
- ✓ Recognized training, support for instant email translation and integration of Microsoft Office Live (Live@edu) infrastructure

SchoolMail³⁶⁵ Promotes Student Engagement and School Communications

Available anytime, from any location, and on any browser-enabled device, SchoolMail³⁶⁵ promotes engagement by providing embedded learning support and enabling classrooms to easily and safely communicate worldwide or within schools. Cross-cultural learning is enhanced through embedded no-cost translation tools that break down email language. Teachers can seamlessly use SchoolMail³⁶⁵ for

ePals SchoolM@il – Customer Fulfillment

ePals has a team of Activation Specialists that will assist you every step of the way:

- Provide assistance in uploading accounts for your teachers and students
- Provide online training materials for you and your teachers
- Schedule “Getting Started” webinars
- Offer “After-School” webinar sessions for you and your teachers

To schedule a Webinar session:

sales@corp.epals.com

ePals SchoolM@il – Online Tools

- **SchoolM@il Login Location:**
www.epals.com
- ***SchoolM@il Administrator's Guide:***
http://www.epals.com/schoolmail/admin/support/manual/SM_Admin_v26.pdf
- ***SchoolM@il Teacher's Guide:***
http://www.epals.com/schoolmail/documentation/SM_Teacher_v20.pdf
- **“How to Get the Most Out of ePals”**
<http://www.epals.com/help/#s07>

ePals Customer Fulfillment Team

- **Rita Oates, Ph.D., Vice President, Education Markets**
roates@corp.epals.com
- **Victoria McEachern, Vice President, Customer Fulfillment and Management**
vmceachern@corp.epals.com
- **Bryan Scanlon, VP, Sales**
bscanlon@corp.epals.com
- **Jacky Little, Account Activation**
jlittle@corp.epals.com
- **Julie Martin, Sales Administrator**
jmartin@corp.epals.com
- **ePals Customer Fulfillment Team (General Delivery Mailbox)**
sales@corp.epals.com
- **ePals Support Team (unlimited email support)**
smsupport@corp.epals.com



Thank you!

Rita Oates, PhD
ROates@corp.epals.com
www.epals.com
@ritaoates